

Universality of anisotropic fluctuations from numerical simulations of turbulent flows

L. BIFERALE¹, E. CALZAVARINI², F. TOSCHI³ and R. TRIPICCIONE²

¹ *Università “Tor Vergata” and INFN - Via della Ricerca Scientifica 1
I-00133 Roma, Italy*

² *Università di Ferrara and INFN - Via Paradiso 12, I-43100 Ferrara, Italy*

³ *CNR, IAC - Viale del Policlinico 137, I-00161, Roma, Italy*

(received 15 May 2003; accepted in final form 8 September 2003)

PACS. 47.27.Ak – Turbulent flows, convection, and heat transfer: Fundamentals.

PACS. 47.27.Eq – Turbulence simulation and modeling.

PACS. 47.27.Te – Convection and heat transfer.

Abstract. – We present new results from a direct numerical simulation of a three-dimensional *homogeneous* Rayleigh-Bénard system (HRB), *i.e.* a convective cell with an imposed linear mean temperature profile along the vertical direction. We measure the $SO(3)$ -decomposition of both velocity structure functions and buoyancy terms. We give a dimensional prediction for the values of the anisotropic scaling exponents in this Rayleigh-Bénard systems. Measured scaling does not follow dimensional estimate, while a better agreement can be found with the anisotropic scaling of a different system, the *random*-Kolmogorov-flow (RKF) (BIFERALE L., DAUMONT I., LANOTTE A. and TOSCHI F., *Phys. Rev. E*, **66** (2002) 056306). Our findings support the conclusion that scaling properties of anisotropic fluctuations are *universal*, *i.e.* independent of the forcing mechanism sustaining the turbulent flow.

Small-scale turbulent statistics is a challenging open problem for both theoretical and experimental studies in hydrodynamical systems [1]. Typical questions are connected to the understanding of the *universality* issue, *i.e.* to which extent small-scale turbulent fluctuations are statistically independent of the large-scale set-up used to inject energy in the flow. Robustness of small-scale physics cannot be exact. For instance, different forcings may inject large-scale different anisotropic fluctuations, which must have some direct/indirect influence on small-scale statistics.

A first strong requirement for *universality* to hold is therefore that large-scale anisotropic fluctuations become more and more sub-leading by going to smaller and smaller scales. Such a requirement is always observed in both experiments and numerical simulations, although some subtle effects may show up due to the existence of anomalous anisotropic scaling (see [2–5] for a detailed discussion of this issue). Another important question which must be asked about *universality* of small-scale statistics is connected to the anisotropic components on their own, independently of their comparison with the isotropic ones. In particular, it is important to understand whether the anisotropic components of any turbulent correlation functions have a scaling behavior characterized by *universal* exponents or not.

In this letter we present first results of an attempt to study the small-scale anisotropic behavior of a *homogeneous* three-dimensional Rayleigh-Bénard system (HRB), *i.e.* a convective cell with fixed linear mean temperature profile along the vertical direction. The main focus of our analysis is a comparison between the statistical behavior of the HRB system with a completely different anisotropic flow, a random Kolmogorov flow (RKF) [2, 3]. From the comparison, we show that the two systems have almost indistinguishable, in the limit of our numerical resolution, small-scale anisotropic (and isotropic) scalings, *i.e.* we find a high degree of small-scale universality for all measurable anisotropic components. This result is particularly relevant because its validity is only possible if HRB has *anomalous* (to be defined below in detail) anisotropic small-scale fluctuations. This letter is organized as follows. First, we briefly discuss the physics of HRB flow and the details of our numerical simulations. Second, we review the technique of $SO(3)$ decomposition to disentangle different anisotropic contributions to any velocity correlation functions. We then present our numerical results on the HRB.

We first show that the observed anisotropic scaling is *anomalous*, *i.e.* it does not follow the dimensional predictions than can be derived by an analysis of the equation of motion. We then address in detail small-scale *universality* by making the comparison between HRB and RKF anisotropic properties, the central point of the present letter. A homogeneous Rayleigh-Bénard system (HRB) is a convective cell with fixed linear mean temperature profile along the vertical direction. The flow is obtained by decomposing the temperature field as the sum of a linear profile plus a fluctuating part, $T(x, y, z; t) = T'(x, y, z; t) + (\Delta T/2 - z\Delta T/H)$, where H is the cell height and ΔT the background temperature difference. The evolution of a HRB system can be described by a modified version [6] of the Boussinesq system [7]:

$$\begin{aligned}\partial_t \mathbf{v} + (\mathbf{v} \cdot \nabla) \mathbf{v} &= -\nabla p + \nu \nabla^2 \mathbf{v} + \alpha g T' \hat{z}, \\ \partial_t T' + (\mathbf{v} \cdot \nabla) T' &= \kappa \nabla^2 T' + \frac{\Delta T}{H} v_z,\end{aligned}\tag{1}$$

where α is the thermal expansion constant, ν and κ the kinematic viscosity and the thermal diffusivity coefficients, and g the intensity of the gravity field. Fully periodic boundary conditions are used for the velocity field, \mathbf{v} , and temperature, T' , fields.

For large Rayleigh numbers, HRB shows a turbulent convective dynamics with absence of both viscous and thermal boundary layers [6]. The typical scale characterizing the forcing mechanism in a convective system, that was first proposed in [8], is the so-called Bolgiano scale. This length, defined as $L_B \equiv \epsilon^{5/4} N^{-3/4} (\alpha g)^{-3/2}$, where ϵ and N are energy and temperature dissipations, respectively, can be derived from dimensional estimate on the equation of motion. It is thought that turbulent dynamics below the Bolgiano length is unaffected by buoyancy effects, while above it the role of temperature may have a strong active feedback on the velocity field. In the HRB system, L_B results of the order of the integral scale of the cell (H), hence temperature fluctuations may have a leading role only at the largest scales in the system. This has already been shown in a similar simulation [9], and is consistent with the picture presented in [10]. The main advantage of the HRB system is that the intrinsic homogeneity along the three directions allow a systematic study of scaling properties without spurious (non-homogeneous) effects, always present in standard Rayleigh-Bénard systems with boundary layers.

In order to assess the importance and properties of anisotropic components for any correlation function, it is necessary to make a decomposition on the complete basis of the $SO(3)$ group [11]. In particular, in the following, we are mainly interested in the $SO(3)$ decomposition of scalar quantities, as for the case of velocity longitudinal structure functions,

$$S^{(p)}(\mathbf{r}) = \langle [(\mathbf{v}(\mathbf{r}) - \mathbf{v}(0)) \cdot \hat{\mathbf{r}}]^p \rangle:$$

$$S^{(p)}(\mathbf{r}) = \sum_{j=0}^{\infty} \sum_{m=-j}^j \mathcal{S}_{jm}^{(p)}(r) Y_{jm}(\hat{\mathbf{r}}), \quad (3)$$

where the indices (j, m) label the total angular momentum and its projection on a reference axis of the spherical harmonics $Y_{jm}(\hat{\mathbf{r}})$, respectively (see [3, 11] for more details). The physics is hidden in the projections, $\mathcal{S}_{jm}^{(p)}(r)$. We are interested in measuring what are the scaling properties (if any) of each projections on different anisotropic sectors: $\mathcal{S}_{jm}^{(p)}(r) \sim c_{jm} r^{\xi^j(p)}$, where we have assumed, on the basis of theoretical [11] and numerical [3] evidences, that the scaling exponents do not depend on the m index. To go back to the *universality* issue discussed at the beginning, we expect that the coefficients c_{jm} are strongly dependent on the anisotropic properties of the large-scale physics while the values of the scaling exponents, $\xi^j(p)$, must enjoy a much higher degree of *universality*. This picture can be proved on a rigorous basis for some problems of scalar/vector advection by Gaussian, white-in-time, velocity fields (Kraichnan models [12]).

As concerns the $SO(3)$ analysis, let us notice that velocity structure functions have even parity with respect to \mathbf{r} , therefore projections on odd j values vanish. In the following, we consider also mixed velocity and temperature structure functions which have, on the other hand, dominant odd parity.

From eq. (1), one may easily write down the stationary equation for the second-order velocity structure functions; the extension of the Kármán-Howarth equation in the presence of a buoyancy term [13]. The result is, neglecting for simplicity tensorial symbols,

$$\langle \delta v(\mathbf{r})^3 \rangle \sim \epsilon r + \alpha g \hat{\mathbf{z}} r \cdot \langle \delta T(\mathbf{r}) \delta v(\mathbf{r}) \rangle, \quad (4)$$

$j=0,2,\dots \quad j=0 \quad j=1 \otimes \quad j=1,3,\dots$

where with ϵ we denote the energy dissipation and with $\langle \delta v(\mathbf{r})^3 \rangle$ and $\langle \delta T(\mathbf{r}) \delta v(\mathbf{r}) \rangle$ the general third-order velocity correlation and temperature-velocity correlation, respectively. The two terms on the r.h.s. of eq. (4) are called, respectively, the energy-dissipation term and buoyancy term. In (4) we report for each term the value of its total angular momentum, j . Let us notice that the energy dissipation term in (4) has a non-vanishing limit, for high Reynolds numbers, only in the isotropic sector, $j = 0$. On the other hand, the buoyancy coupling, $\alpha g \hat{\mathbf{z}}$, brings only angular momentum $j = 1$. Due to the usual rule of composition of angular momenta we have that the buoyancy term, $\alpha g \hat{\mathbf{z}} \cdot \langle \delta T(\mathbf{r}) \delta v(\mathbf{r}) \rangle$, has a *total* angular momentum given by the rule: $j_{\text{tot}} = 1 \otimes j = \{j - 1, j, j + 1\}$. Using the angular momenta summation rule for j we can decompose the previous equation obtaining the following dimensional matching, in the isotropic sector:

$$\langle \delta v(r)^3 \rangle_{j=0} \sim \epsilon r + \alpha g \hat{\mathbf{z}} r \langle \delta v(r) \delta T(r) \rangle_{j=1} + \dots \quad (5)$$

and in the anisotropic sectors, $j > 0$:

$$\langle \delta v(r)^3 \rangle_j \sim \alpha g \hat{\mathbf{z}} r \langle \delta v(r) \delta T(r) \rangle_{(j-1)} + \dots, \quad (6)$$

where \dots stands for contributions coming from the j and $j + 1$ sectors of $\langle \delta v(r) \delta T(r) \rangle$. In the isotropic sector the buoyancy term is sub-dominant with respect to the dissipation term at scales smaller than the Bolgiano length, $r < L_B$. Therefore, in our simulation the isotropic velocity fluctuations are closer to the typical Kolmogorov scaling, $\delta v(r) \sim r^{1/3}$, rather than to the Bolgiano-Obukhov scaling, $\delta v(r) \sim r^{3/5}$.




Fig. 1 – A snapshot of the temperature fluctuations in the 3D HRB system. The system is fully periodic. Notice the presence of typical convective structures [7] as the neat plume on the bottom/left of the picture.

Let us now focus on the anisotropic sectors. Equation (6) is the simplest *dimensional prediction* one can derive for this system consistently with the anisotropic properties of the buoyancy term, sector by sector. It plays a key role in the following because we will show that the observed anisotropic scaling in our HRB system differs from the matching (6), *i.e.* we measure anomalous anisotropic scaling exponents.

Our HRB simulation was performed using a lattice Boltzmann scheme, with spatial resolution of 240^3 . We stored roughly 270 statistical independent configurations. The Prandtl number for the simulation is equal to unit, the Rayleigh number $Ra = (\alpha g \Delta T H^3) / (\nu \kappa) = 1.38 \cdot 10^7$, and the Taylor-scale Reynolds number $Re_\lambda \sim 100$. The measured Bolgiano scale is $L_B \sim 370$ grid points, roughly one and a half the cell size. A typical snapshot of the temperature field is shown in fig. 1. Notice the well-detectable structures typical of all other Rayleigh-Bénard cell [7, 14–16]. In particular, there is a beautiful hot plume on the central bottom/left part of the picture.

We now present our numerical results. In order to check the small-scale properties of the HRB system, we have carried out the $SO(3)$ decomposition of both longitudinal velocity structure functions (3) up to order $p = 6$ and of the simplest set of buoyancy-like terms made of q velocity longitudinal increments and of one temperature increment, $B^{(q,1)}(\mathbf{r}) = \langle [(\mathbf{v}(\mathbf{r}) - \mathbf{v}(0)) \cdot \hat{\mathbf{r}}]^q (T(\mathbf{r}) - T(0)) \rangle$:

$$B^{(q,1)}(\mathbf{r}) = \sum_{j=0}^{\infty} \sum_{m=-j}^j \mathcal{B}_{jm}^{(q,1)}(r) Y_{jm}(\hat{\mathbf{r}}). \quad (7)$$

The dimensional matching made in (6) can be extended to any order of correlation function, giving, in terms of the velocity and buoyancy projections, the leading scaling contribution

$$\mathcal{S}_{jm}^{(p)}(r) \sim r \mathcal{B}_{j-1,m}^{(p-2,1)}(r). \quad (8)$$

Denoting with $\chi^j(q, 1)$ the anisotropic scaling properties of the buoyancy terms, $\mathcal{B}_{j-1,m}^{(q,1)}(r) \sim r \chi^j(q, 1)$ we get the dimensional estimate linking velocity and buoyancy scaling:

$$\xi_d^j(p) = 1 + \chi_d^{j-1}(p-2, 1), \quad (9)$$

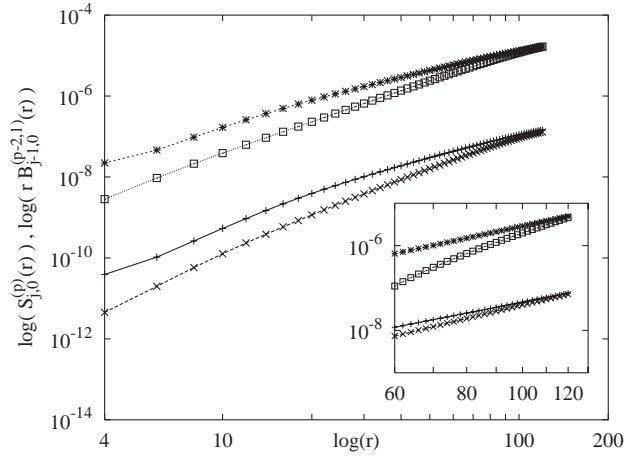


Fig. 2 – Log-log plot of quantities entering in the dimensional matching (8) for some anisotropic sectors *vs.* r . Two top curves refer to $\mathcal{S}_{j,0}^{(p)}(r)$ (*) and to the buoyancy term $r\mathcal{B}_{j-1,0}^{(p-2,1)}(r)$ (□) with $p = 3$ and $j = 4$. The two bottom curves refer to the case $p = 5$ with symbols, (+) for the velocity projection and (×) for the buoyancy term. Inset: same for $j = 6$. Notice that the buoyancy term decays faster in all cases. In both plots, buoyancy terms are shifted along the y -axis for the sake of presentation and we limited the r -range extension to those values with a statistically significant signal.

where we have added a subscript d to remind the reader that it is the result of a dimensional matching.

Let us first discuss the issue of anisotropic *anomalous* scaling by making a comparison between the numerical measurements and the dimensional estimate (9). In fig. 2 we show a comparison between the velocity and buoyancy for the $j = 4$ projections for $p = 3, 5$.

The inertial scaling measured for the projection of the velocity structure function, $\mathcal{S}_{jm}^{(p)}(r)$, is more intermittent than the corresponding buoyancy term, $r\mathcal{B}_{j-1,m}^{(p-2,1)}(r)$. In other words, the observed velocity scaling is different from the dimensional matching derived from the equations of motion: it is *anomalous*. This result holds for all measurable orders also for $j = 2$ and for $j = 6$ sector ($j = 6$ is shown in the inset).

Let us now discuss the other important issue of *universality*. We argue that not only HRB has anomalous anisotropic scaling but also that the measured behavior is indistinguishable from what measured in the random Kolmogorov flow [3] at $Re_\lambda = 70$. The point is far from being trivial and must not be underestimated. The HRB has an anisotropic forcing, given by the buoyancy term, which acts at all scales, $\sim g\hat{z}\delta T(r)$, *i.e.* there is also a direct inject of anisotropies at small scale, at variance with the RKF, where the forcing was only at large scales. In fig. 3 we show an overall comparison of $\mathcal{S}_{jm}^{(p)}(r)$ measured on the HRB and on the RKF [3]. Comparison is shown for $j = 4$ and $m = 0, 2$. We do not show $j = 2$ because RKF data from the simulation of [3] have a sign inversion in that sector which makes comparison inconclusive. Moreover, at the resolution of both simulations the $j = 4$ sector is more intense than the $j = 2$ sector at all scales. As can be seen, the agreement is quite satisfactory, except for the very small scales, smaller than the viscous scale, where, as usual, the $SO(3)$ decomposition suffers from interpolation errors. The small discrepancies at large scales are also to be expected: the inertial properties of the two flows have to match quite different conditions at large scale. As concerns the dependency on the order of the moment, p , for a fixed anisotropic

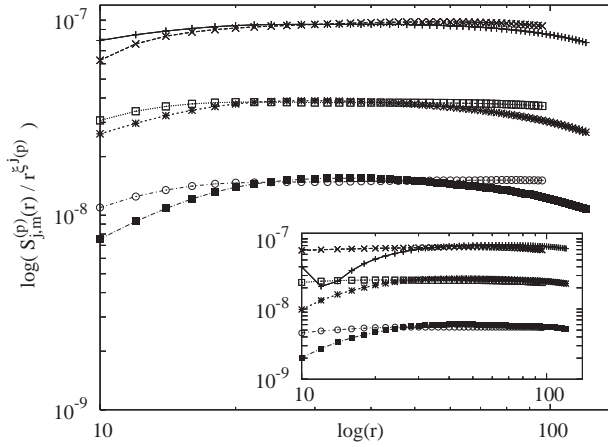


Fig. 3 – Log-log plot of compensated anisotropic $j = 4$, $m = 0$ projections $\mathcal{S}_{4,0}^{(p)}(r)/r^{\xi^4(p)}$ vs. r for both HRB and RKF flows. Top curves refer to $p = 2$, the best fit exponent which compensate HRB and RKF are $\xi^4(2) = 1.7$ and $\xi^4(2) = 1.66$, respectively. Medium curves refer to the same quantities but for $p = 4$, compensation has been obtained with $\xi^4(4) = 2.05$ and $\xi^4(4) = 2.2$ for the HRB and RKF. Bottom curves refer to $p = 6$, compensation have been obtained with $\xi^4(6) = 2.3$ and $\xi^4(6) = 2.5$ for the HRB and RKF. Notice that curves from the two flows are compensated with very similar values of the exponents (within 10%). Inset: the same but for $j = 4$, $m = 2$, compensation have been done with the same values used for $j = 4$, $m = 0$ to show the independency of the m value in the scaling behaviour.

scaling, j , we notice that, as already found for the RKF, there is a tendency toward saturation, *i.e.* the higher the j sector the less the increasing of the scaling exponents as a function of p . The same comparison for $j = 6$ (not shown) qualitatively supports the same result.

Independency of the small-scale statistics from the m value is an indication of universality, *i.e.* independency from the external forcing mechanism which breaks rotational invariance.

The fact that inertial-scale fluctuations of the HRB and of the RKF are almost indistinguishable is the first important confirmation of the universality of anisotropic fluctuations with respect to the external forcing in sectors with $j = 4, 6$. Similar conclusions can be drawn for the $j = 2$ sector in different experimental set-up [5, 17, 18] (the only sector measurable, indirectly, in experiments).

Let us conclude by summarizing the two main results of this letter. First, anisotropic fluctuations in Rayleigh-Bénard systems are *anomalous*. Second, notwithstanding the direct influence of the forcing mechanism also at small scale, anisotropic fluctuations are *universal*, *i.e.* the small-scale dynamics is dominated by *anomalous* fluctuations, coming from the self-organization of the inertial evolution. Similar behavior is at the origin of anomalous scaling in Kraichnan models of passive/vector advection, as already discussed in the introduction. In the latter case, one connects rigorously the anomalous inertial scaling with the existence of *zero modes* of the inertial operator (see, for example, [19, 20] for a detailed analysis of anisotropic scaling in passive advection of scalar and vector quantities, respectively). Here, for the Navier-Stokes equation, one may only stress the striking similarities, without being able to push it to some rigorous statement. As concerns universalities for the isotropic scaling of this Rayleigh-Bénard system, we notice that due to the large value of the Bolgiano scale —of the order of the system size— we expect to observe small-scale isotropic fluctuations close to the usual Kolmogorov 1941 scaling (plus intermittency). This is indeed the case. The Bolgiano-Obukhov isotropic regime with $\delta v(r) \sim r^{3/5}$ cannot be accessed from this simulation. In the framework

of the dimensional matching (5), the existence of a Bolgiano-Obukhov scaling in the isotropic sector corresponds to a leading influence of the buoyancy term in the scaling range [21].

* * *

We acknowledge useful discussion with A. LANOTTE. This research was supported in part by the EU under the Grant No. HPRN-CT 2000-00162 “Non Ideal Turbulence” and by the INFN (through access to the APEmille computer resources). EC has been supported by Neuricam spa (Trento, Italy) in the framework of a doctoral grant program with the University of Ferrara.

REFERENCES

- [1] FRISCH U., *Turbulence – The legacy of A. N. Kolmogorov* (Cambridge University Press) 1995.
- [2] BIFERALE L., DAUMONT I., LANOTTE A. and TOSCHI F., *Phys. Rev. E*, **66** (2002) 056306.
- [3] BIFERALE L. and TOSCHI F., *Phys. Rev. Lett.*, **86** (2001) 4831.
- [4] BIFERALE L. and VERGASSOLA M., *Phys. Fluids*, **13** (2001) 2139.
- [5] SHEN X. and WARHAFT Z., *Phys. Fluids*, **12** (2000) 2976; **14** (2002) 370; 2432.
- [6] LOHSE D. and TOSCHI F., *Phys. Rev. Lett.*, **90** (2003) 034502.
- [7] KADANOFF L., *Phys. Today*, **54**, No. 8 (2001) 34.
- [8] BOLGIANO R., *J. Geophys. Res.*, **64** (1959) 2226.
- [9] BORUE V. and ORSZAG S. A., *J. Sci. Comput.*, **12** (1997) 305.
- [10] CALZAVARINI E., TOSCHI F. and TRIPICCIONE R., *Phys. Rev. E*, **66** (2002) 016304.
- [11] ARAD I., L'VOV V. and PROCACCIA I., *Phys. Rev. E*, **59** (1999) 6753.
- [12] FALKOVICH G., GAWĘDZKI K. and VERGASSOLA M., *Rev. Mod. Phys.*, **73** (2001) 913.
- [13] YAKHOT V., *Phys. Rev. Lett.*, **69** (1992) 769.
- [14] GROSSMANN S. and LOHSE D., *Phys. Rev. E*, **66** (2002) 016305.
- [15] SIGGIA E. D., *Annu. Rev. Fluid Mech.*, **26** (1994) 137.
- [16] CILIBERTO S., CIONI S. and LAROCHE C., *Phys. Rev. E*, **54** (1996) R5901.
- [17] KURIEN S. and SREENIVASAN K. R., *Phys. Rev. E*, **62** (2000) 2206.
- [18] ARAD I., DHRUVA B., KURIEN S., L'VOV V. S., PROCACCIA I. and SREENIVASAN K. R., *Phys. Rev. Lett.*, **81** (1998) 5330.
- [19] ARAD I., L'VOV V. S., PODIVILOV E. and PROCACCIA I., *Phys. Rev. E*, **62** (2000) 4904.
- [20] ARAD I., BIFERALE L. and PROCACCIA I., *Phys. Rev. E*, **61** (2000) 2654.
- [21] SKRBEK L., NIEMELA J. J., SREENIVASAN K. R. and DONNELLY R. J., *Phys. Rev. E*, **66** (2002) 036303.